

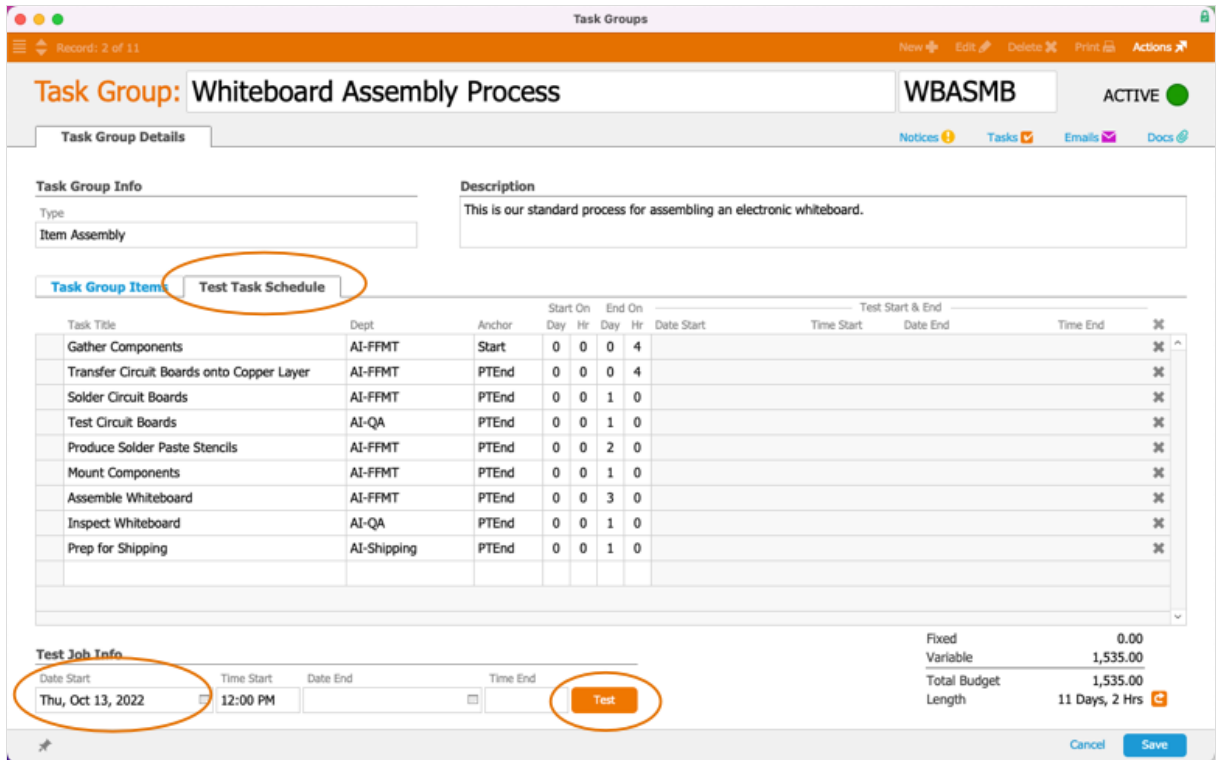
# Testing Task Groups

Last Modified on 10/23/2023 5:13 pm EDT

This guide explains how to test task group scheduling. It is intended for advanced users.

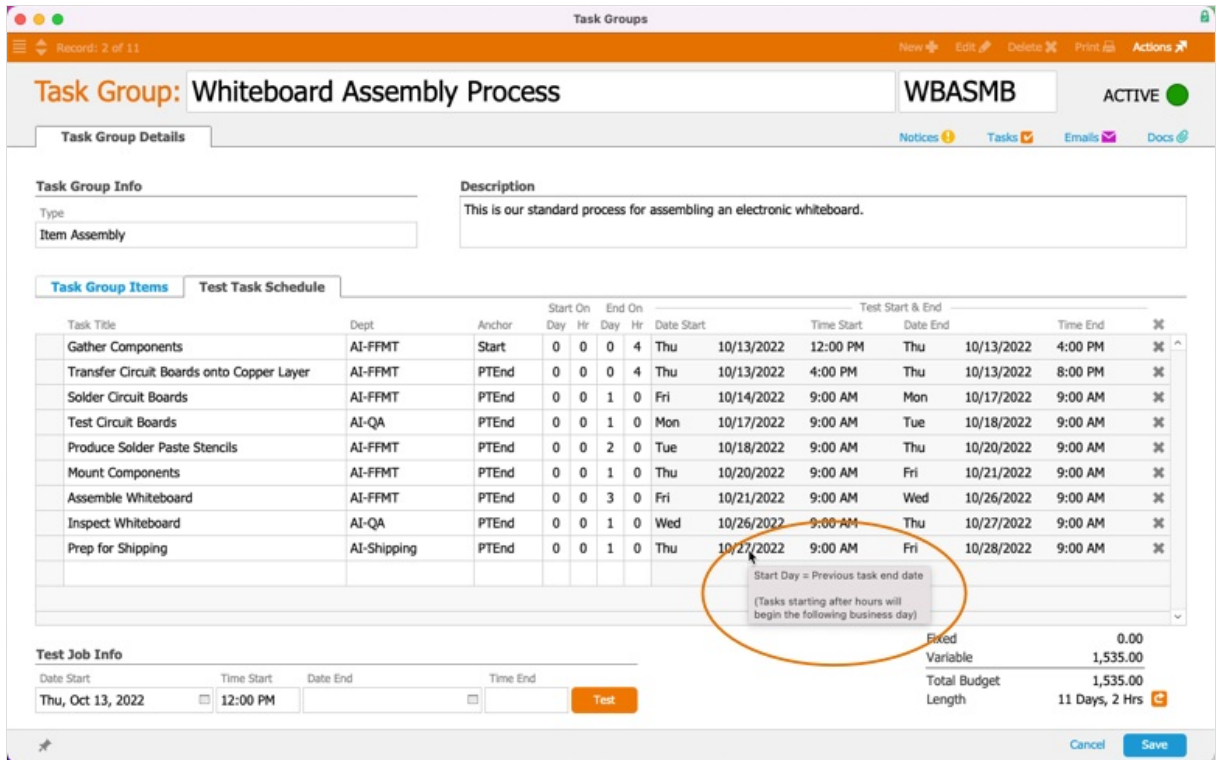
After you [create a task group](https://aace6.knowledgeowl.com/help/creating-task-groups) (<https://aace6.knowledgeowl.com/help/creating-task-groups>), you can verify that the anchoring and scheduling setup will work the way you intended:

1. Navigate from **Main Menu > Order Setup > Task Groups**.
2. Locate the desired task group, then click **Edit**.
3. Click the **Test Task Schedule** tab.
4. At the Test Job Info section, enter dates and times, then click **Test**.



5. Review the generated schedule to verify your settings work as intended and adjust the schedule as needed.

Note: Hover your mouse over the generated schedule to view details on how the days and times were calculated.



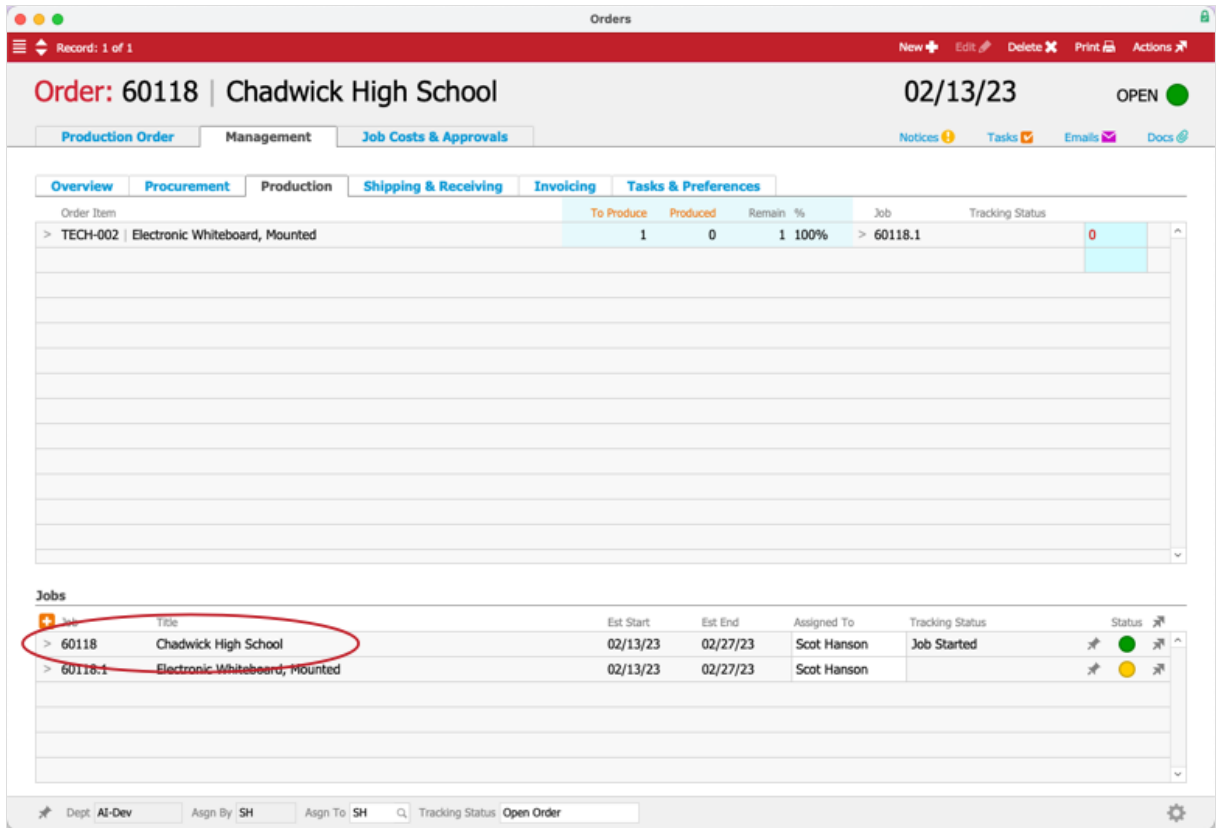
6. Click **Save**.

Any changes to the test schedule are transferred back and saved on the main schedule.

## Testing Your Task Group Functionality

After you [link a task group to an assembly line item code](https://aace6.knowledgeowl.com/help/linking-task-groups-to-assembly-line-item-codes) (LIC), aACE will generate a job to create the task group tasks when you open an order with that LIC. To verify that your new task group will function as intended, create a test order:

1. At the Orders module, create a new production order, add an assembly LIC that is linked to the task group you want to test, then save and open the order.
2. Click **Management > Production**.



3. If needed, open the overview job (i.e. the job with a Title that matches the order Title) by clicking **Actions > Open**.  
aACE auto-generates tasks linked to the order, based on the task group.
4. Click the **Go-To** chevron (>) for the overview job.
5. At the job detail view's **Fulfillment** tab, mark the first task as complete.  
Confirm that the next task is changed to Open status.

Jobs

Record: 1 of 2

New Edit Delete Print Actions

### Job: 60118 | Chadwick High School

OPEN

Production Order Job

Notices Tasks Emails Docs

#### Job Info

Customer >  
Chadwick High School (50139)

Job Priority	Est Start Date	Est Start Time	Est End Date	Est End Time
Normal	02/13/23	5:00 PM	02/27/23	5:00 PM

#### Fulfillment Notes

Budget Tree Cost Summary **Fulfillment**

Job	Est Start	Est End	Dept	Assigned	Tracking Status	Status
1 > 60118.1   Electronic Whiteboard, Mounted	02/13/23	02/27/23	AI	SH	0	0

#### Task

Task	Est Start	Est End	Dept	Assigned	Tracking Status	Status
1 > 60229   Client Supplied Files	02/13/23	02/16/23	AI-Dev	JS		○
2 > 60230   Concept and Draft Work	02/16/23	02/21/23	AI-Dev	DJ		●
3 > 60231   Files for Approval	02/21/23	02/28/23	AI-Dev	KH		●
4 > 60232   Approved Files for Production	02/28/23	03/02/23	AI-Dev	NW		●
5 > 60233   Vendor Contracts	03/02/23	03/08/23	AI-Dev	NW		●

Dept: AI-Dev | Asgn By: SH | Asgn To: SH | Tracking Status: Job Started | Order > 60118 | Chadwick High School